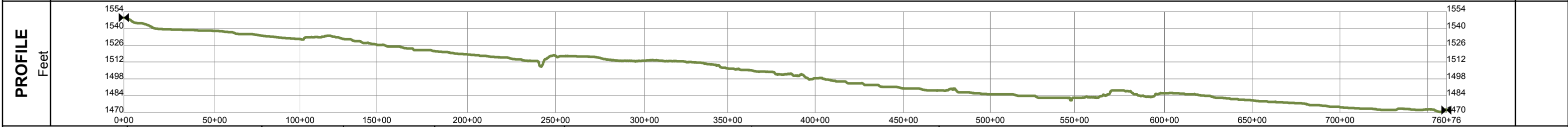

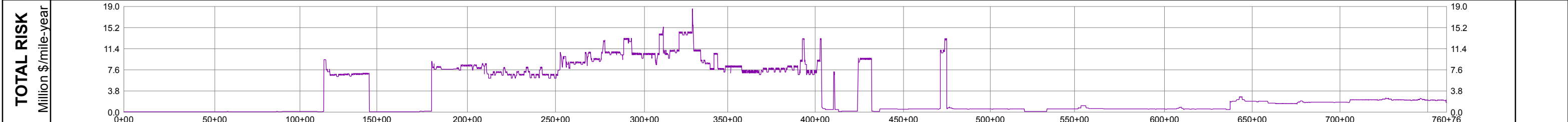


Million \$/Incident
CONSEQUENCE OF FAILURE



POF - TIME IND.	POF - TIME DEP.	RISK	HCA	AERIAL
<ul style="list-style-type: none"> Sabotage Mechanical Damage Natural Hazards Incorrect Operations 	<ul style="list-style-type: none"> Cracking External Corrosion Internal Corrosion 	<ul style="list-style-type: none"> Total Risk COF POF 	<ul style="list-style-type: none"> Direct CAS Indirect CAS 	<ul style="list-style-type: none"> Could Affect Segment ESA HPA OPA

SUMMARY - DIRECT CAS			SUMMARY - DIRECT CAS (Cont.)		
BEGIN	END	TYPE	BEGIN	END	TYPE
15+99	88+20	OPA v3	533+69	659+09	HCA_ESA
120+54	547+75	HPA v3	599+48	609+13	HPA v3
174+06	433+26	DW	609+13	645+21	OPA v3
348+38	371+03	HCA_ESA	676+85	726+89	OPA v3
385+15	413+22	HCA_ESA	705+91	760+43	HCA_ESA
436+64	520+29	HCA_ESA			

NEW CENTURY SOFTWARE
Fort Collins Mainline

Station: 0+00 to 760+76
Date Generated: 06/24/15

0.95 0.475 0 0.95 1.9 2.85 3.8
Kilometers

